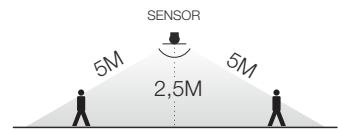
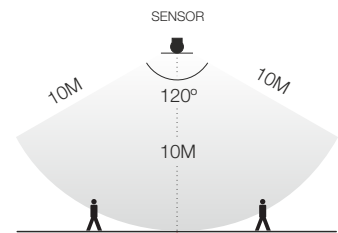
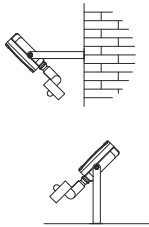




SKY SENSOR

ALUMINIUM 10W 220-240V 110° LED



WEEE DE98004440



CODE	COLOR	CCT	LUMENS	POWER	VOLTAGE	ANGLE	PF	A	Hz
4128	○ WHITE	4.000 K	1.000	10W	220-240V	110°	> 1	0,05	50/60
4129	○ WHITE	5.000 K	1.100	10W	220-240V	110°	> 1	0,05	50/60
3862	● BLACK	4.000 K	1.000	10W	220-240V	110°	> 1	0,05	50/60
3863	● BLACK	5.000 K	1.100	10W	220-240V	110°	> 1	0,05	50/60

